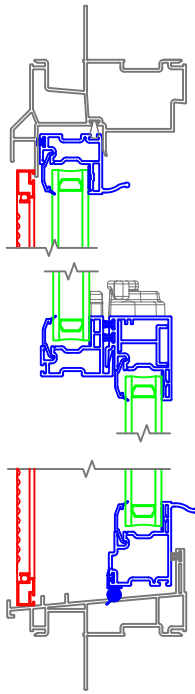
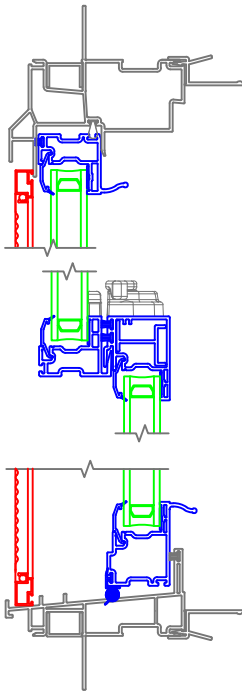


**Mathews Brothers
Company**

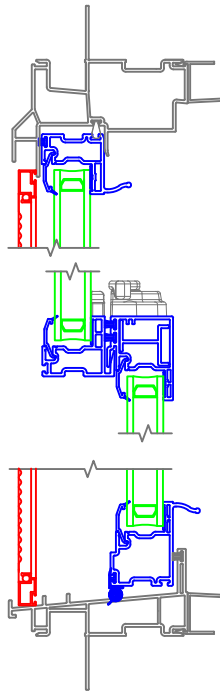
		DESCRIPTION: Classics New Construction Double Hung		
				DATE: October 28, 2019
SHEET:	DRAWN BY:	SCALE:		DWG NO.:



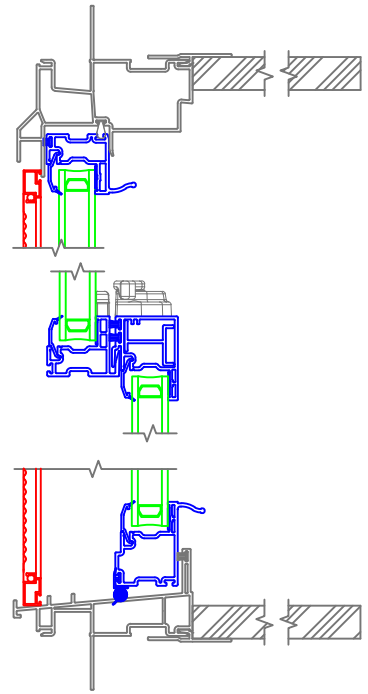
With J-Channel



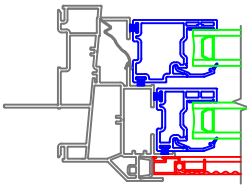
J-Channel Filler
1/2"-5/8"
Drywall Return



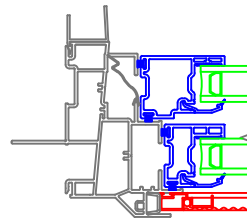
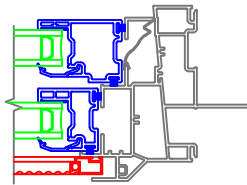
3/4"
Drywall Return



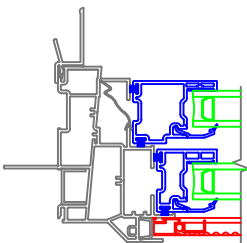
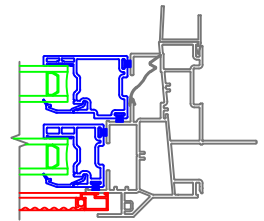
Extension Jamb



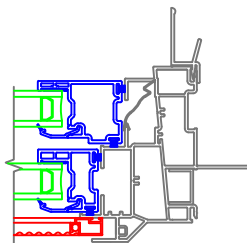
With J-Channel



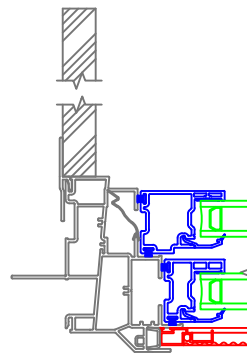
3/4"
Drywall Return



J-Channel Filler



1/2"-5/8"
Drywall Return



Extension Jamb

Mathews Brothers
Company

DESCRIPTION:

Classics New Construction
Double Hung

SHEET:

DRAWN BY:

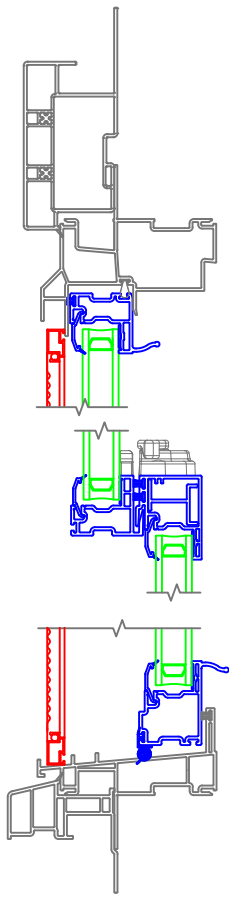
SCALE:

1:4

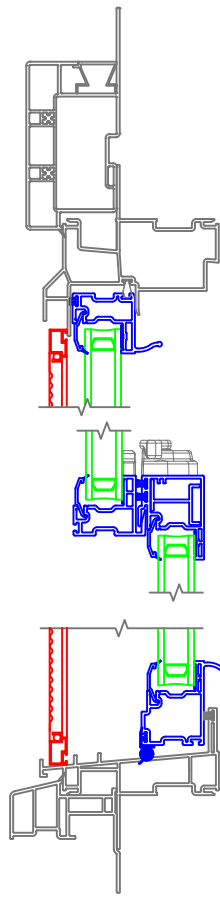
DATE:

October 28, 2019

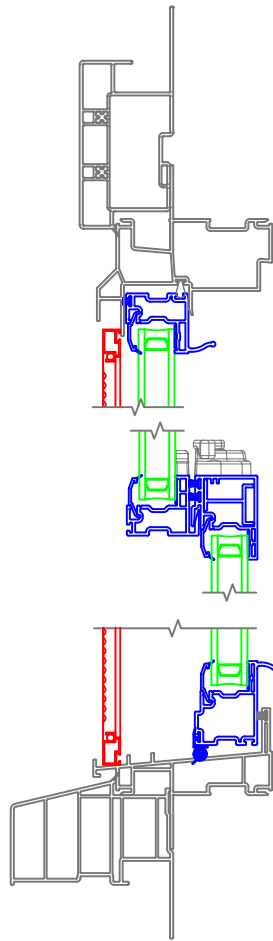
DWG NO.:



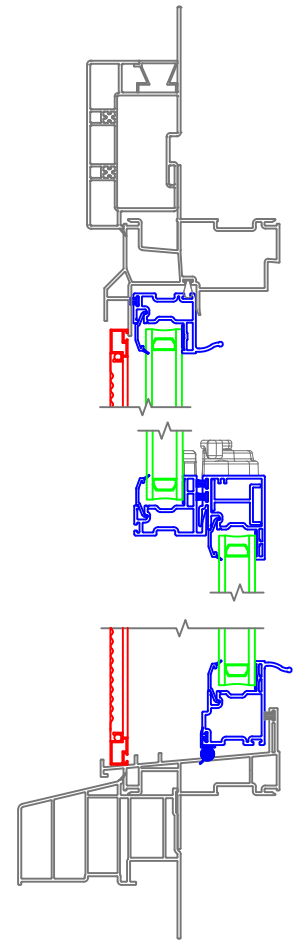
5/4 x 3-1/2 Flat Casing with J-Channel
Standard Sill Nose



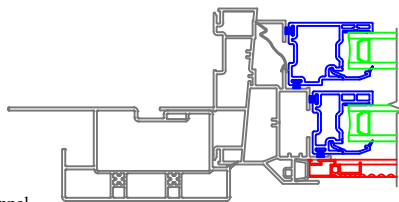
5/4 x 3-1/2 Flat Casing without J-Channel
Standard Sill Nose



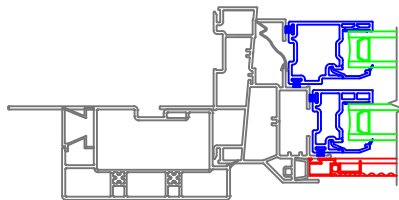
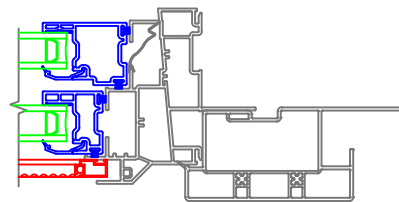
5/4 x 3-1/2 Flat Casing with J-Channel
Historical Sill Nose



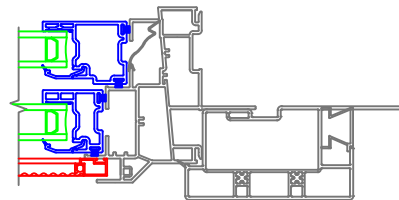
5/4 x 3-1/2 Flat Casing without J-Channel
Historical Sill Nose



5/4 x 3-1/2 Flat Casing with J-Channel



5/4 x 3-1/2 Flat Casing without J-Channel



Mathews Brothers
Company

DESCRIPTION:

Classics New Construction
Double Hung

SHEET:

DRAWN BY:

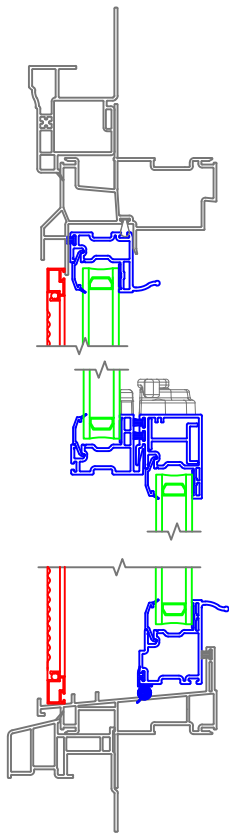
SCALE:

1:4

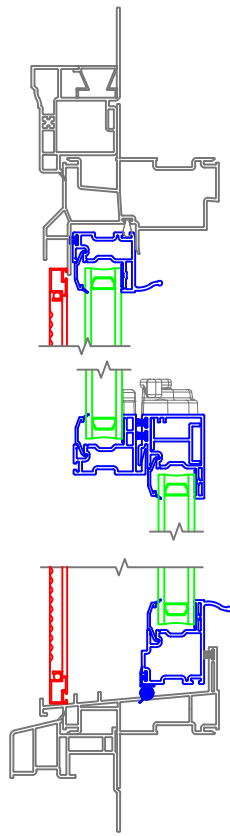
DATE:

October 28, 2019

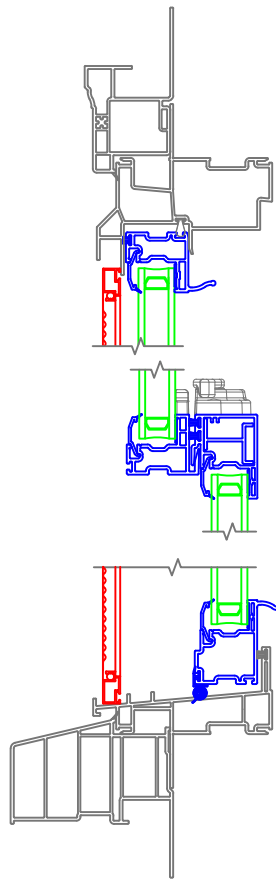
DWG NO.:



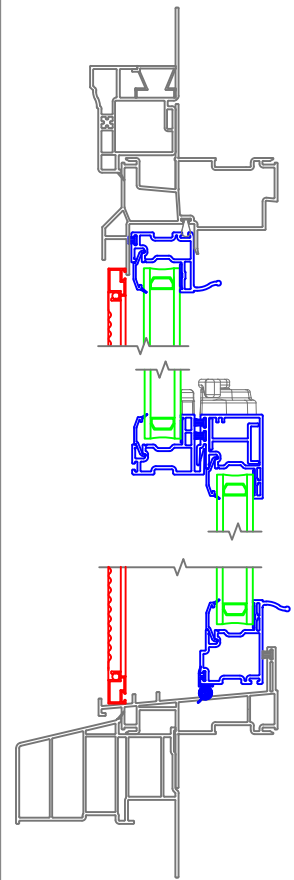
Brickmould Casing with J-Channel
Standard Sill Nose



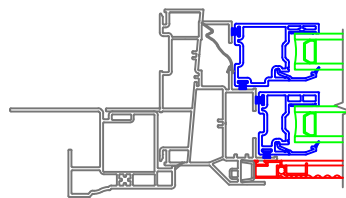
Brickmould Casing without J-Channel
Standard Sill Nose



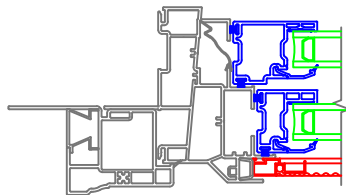
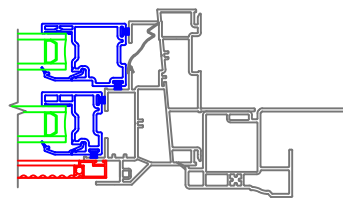
Brickmould Casing with J-Channel
Historical Sill Nose



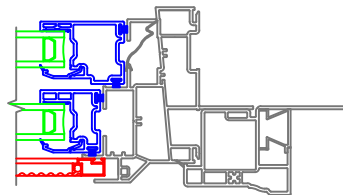
Brickmould Casing without J-Channel
Historical Sill Nose



Brickmould Casing with J-Channel



Brickmould Casing with J-Channel



Mathews Brothers
Company

DESCRIPTION:

Classics New Construction
Double Hung

SHEET:

DRAWN BY:

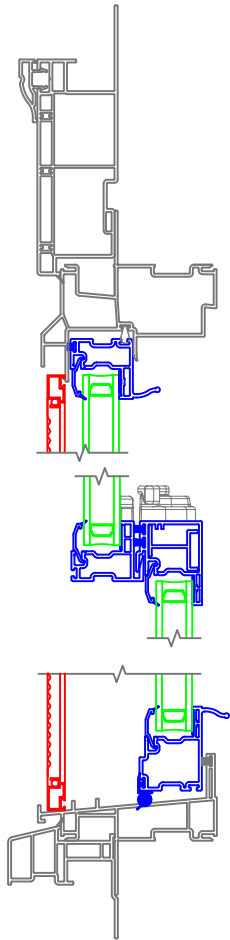
SCALE:

1:4

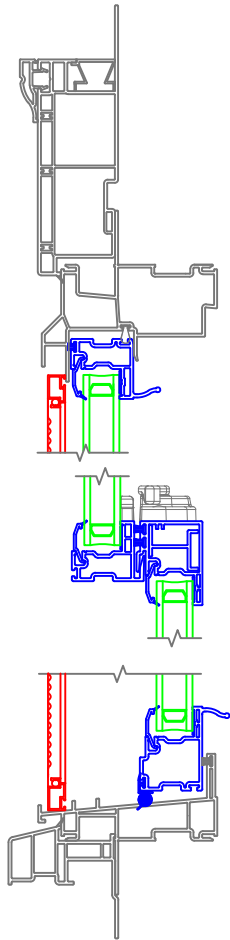
DATE:

October 28, 2019

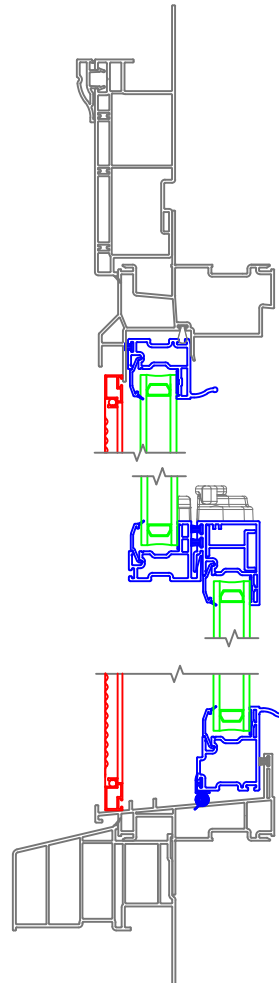
DWG NO.:



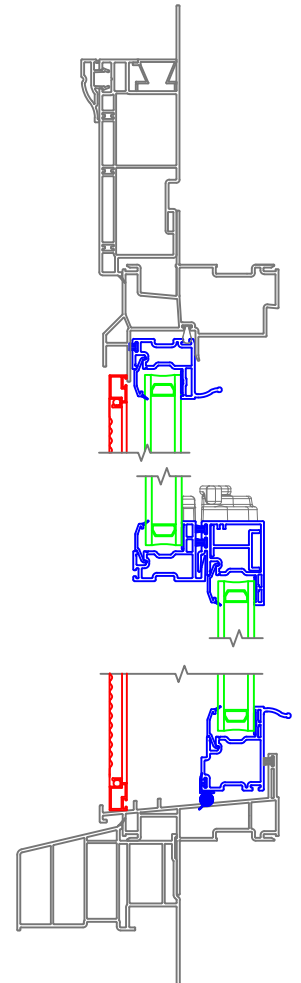
4-1/2 Banded Casing with J-Channel
Standard Sill Nose



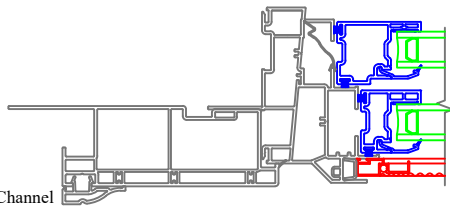
4-1/2 Banded Casing without J-Channel
Standard Sill Nose



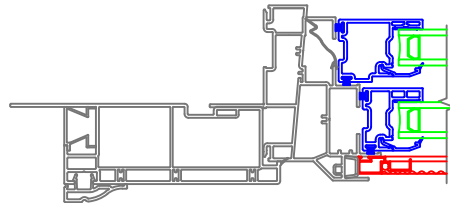
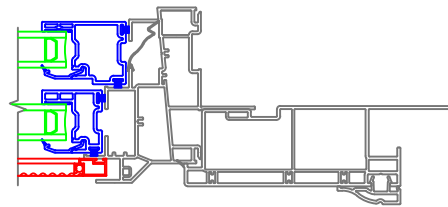
4-1/2 Banded Casing with J-Channel
Historical Sill Nose



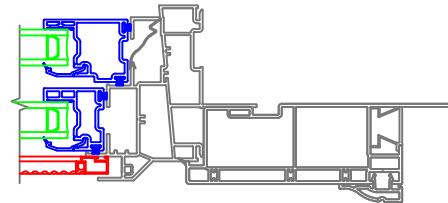
4-1/2 Banded Casing without J-Channel
Historical Sill Nose



4-1/2 Banded Casing with J-Channel



4-1/2 Banded Casing without J-Channel



Mathews Brothers
Company

DESCRIPTION:

Classics New Construction
Double Hung

SHEET:

DRAWN BY:

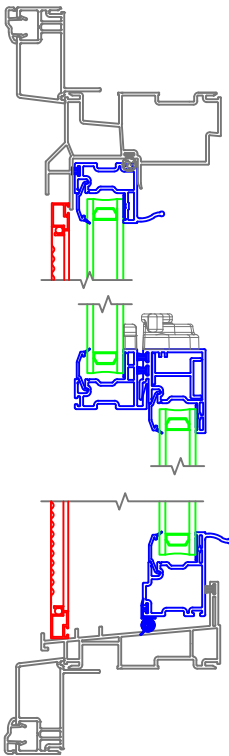
SCALE:

1:4

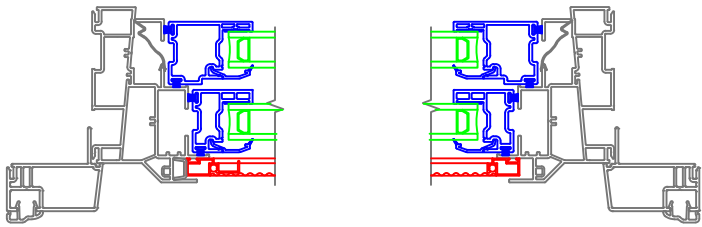
DATE:

October 28, 2019

DWG NO.:



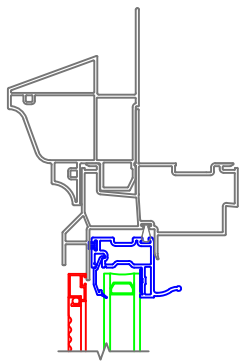
Northern Casing without J-Channel



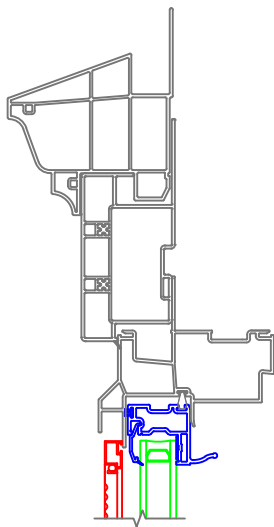
Northern Casing without J-Channel

Mathews Brothers
Company

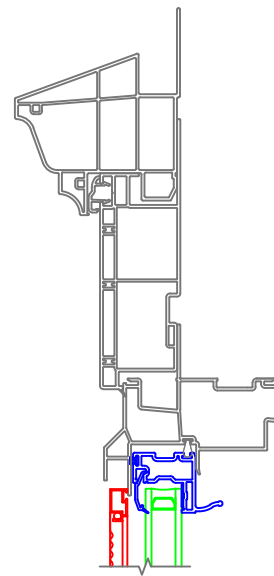
DESCRIPTION:				
Classics New Construction Double Hung				
				DATE: October 28, 2019
SHEET:	DRAWN BY:	SCALE: 1:4	DWG NO.:	



With J-Channel and Crown Crosshead Moulding

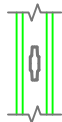


5/4 x 3-1/2 Flat Casing and Crown Crosshead Moulding

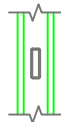


4-1/2 Banded Casing and Crown Crosshead Moulding

Grille in Airspace and Simulated Divided Lite Options



Contour



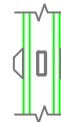
Rectangle, 5/8"



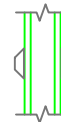
7/8" SDL
with Spacer



7/8" SDL
without Spacer



5/8" SDL
with Spacer




5/8" SDL
without Spacer



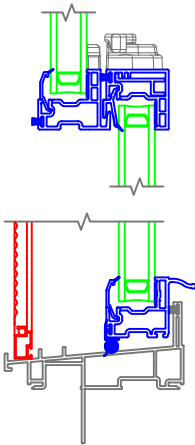
5/8" Exterior SDL
with Contour



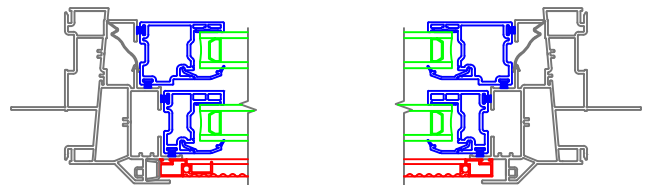
1-3/8" SDL



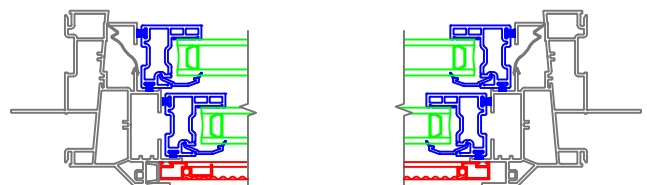
2-1/8" SDL



Uneven Daylight Opening Width



Standard Configuration with Balance Covers



Uneven Daylight Opening Width with Balance Covers

Mathews Brothers
Company

DESCRIPTION:

Classics New Construction
Double Hung

SHEET:

DRAWN BY:

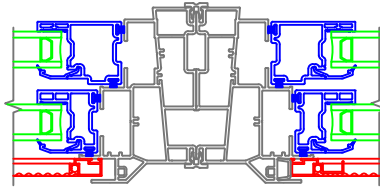
SCALE:

1:4

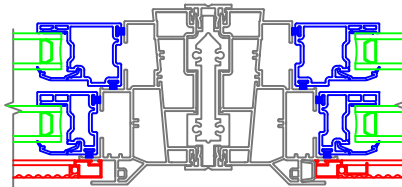
DATE:

October 28, 2019

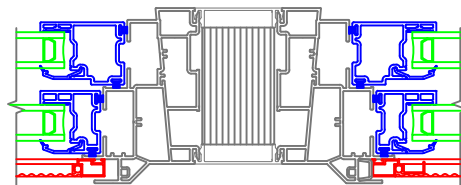
DWG NO.:



Narrow Mull



$\frac{1}{2}$ " Aluminum Reinforced



Solid Spread Mull

Mathews Brothers
Company

DESCRIPTION:				
Classics New Construction Double Hung				
SHEET:	DRAWN BY:	SCALE:		DATE: October 28, 2019
		1:4		DWG NO.: