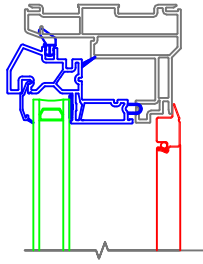


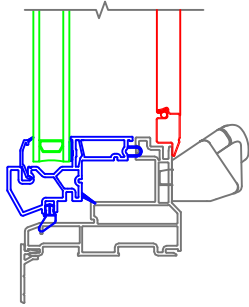
Mathews Brothers
Company

--	--	--	--	--

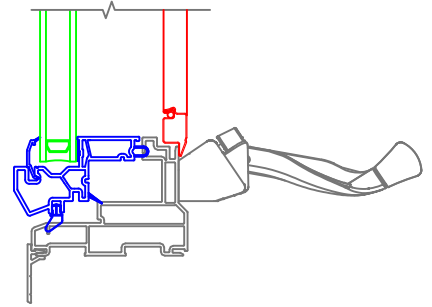
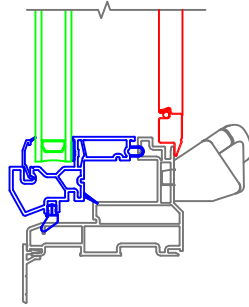
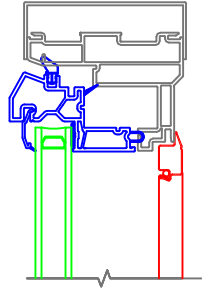
		DESCRIPTION: Classics Replacement Awning		
				DATE: October 28, 2019
SHEET:	DRAWN BY:	SCALE:		DWG NO.:



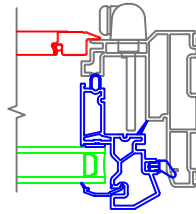
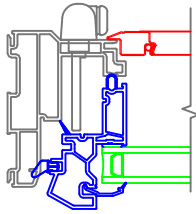
With Sill Extender



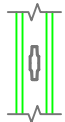
With Head Expander



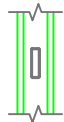
Shown with operator handle in the open position.



Grille in Airspace and Simulated Divided Lite Options



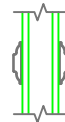
Contour



Rectangle, 5/8"



7/8" SDL
with Spacer



7/8" SDL
without Spacer



5/8" SDL
with Spacer




5/8" SDL
without Spacer



5/8" Exterior SDL
with Contour



1-3/8" SDL



2-1/8" SDL

Mathews Brothers
Company

DESCRIPTION:

Classics Replacement
Awning

SHEET:

DRAWN BY:

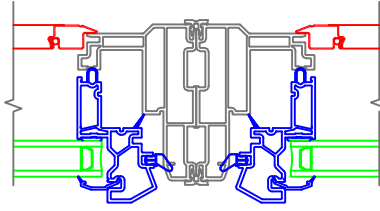
SCALE:

1:4

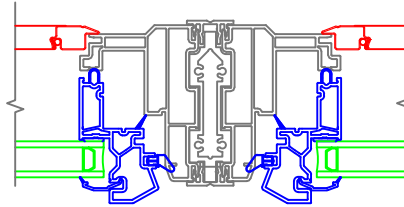
DATE:

October 28, 2019

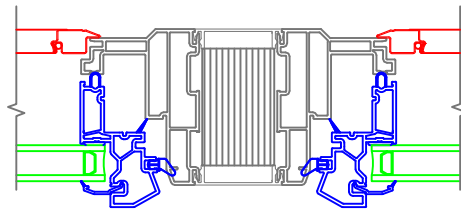
DWG NO.:



Narrow Mull



$\frac{1}{2}$ " Aluminum Reinforced



Solid Spread Mull

Mathews Brothers
Company

DESCRIPTION:			
Classics Replacement Awning			
SHEET:	DRAWN BY:	SCALE:	DATE: October 28, 2019
		1:4	DWG NO.: