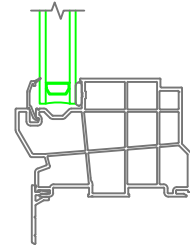
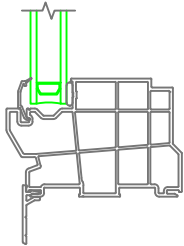
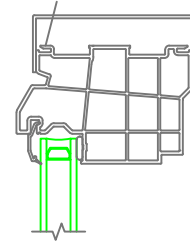
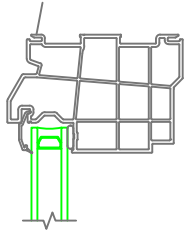


Mathews Brothers  
Company

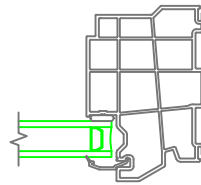
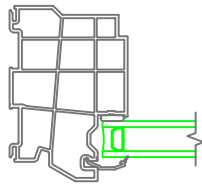
|  |  |  |  |  |
|--|--|--|--|--|
|  |  |  |  |  |
|--|--|--|--|--|

|        |           |  |  |                           |
|--------|-----------|--|--|---------------------------|
|        |           | DESCRIPTION:<br>Classics Replacement<br>Direct Glaze Casement Stationary |  |                           |
|        |           |  |  | DATE:<br>October 28, 2019 |
| SHEET: | DRAWN BY: | SCALE:   |  | DWG NO.:                  |

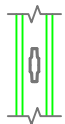


With Sill Extender

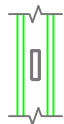
With Head Expander



Grille in Airspace and Simulated Divided Lite Options



Contour



Rectangle, 5/8"



7/8" SDL with Spacer



7/8" SDL without Spacer



5/8" SDL with Spacer




5/8" SDL without Spacer



5/8" Exterior SDL with Contour



1-3/8" SDL



2-1/8" SDL

Mathews Brothers  
Company

DESCRIPTION:

Classics Replacement  
Direct Glaze Casement Stationary

SHEET:

DRAWN BY:

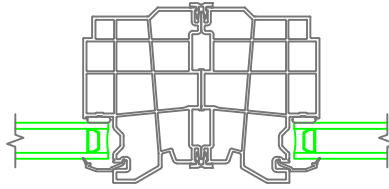
SCALE:

1:4

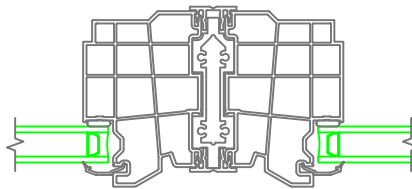
DATE:

October 28, 2019

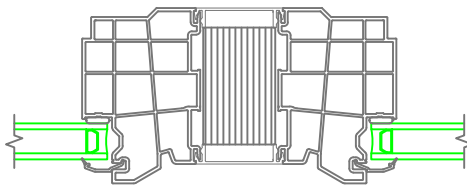
DWG NO.:



Narrow Mull



$\frac{1}{2}$ " Aluminum Reinforced



Solid Spread Mull

Mathews Brothers  
Company

|  |           |        |  |                           |
|--|-----------|--------|--|---------------------------|
| DESCRIPTION:   |           |        |  |                           |
| Classics Replacement<br>Direct Glaze Casement Stationary |           |        |  |                           |
| SHEET:   | DRAWN BY: | SCALE: |  | DATE:<br>October 28, 2019 |
|  |           | 1:4    |  | DWG NO.:                  |