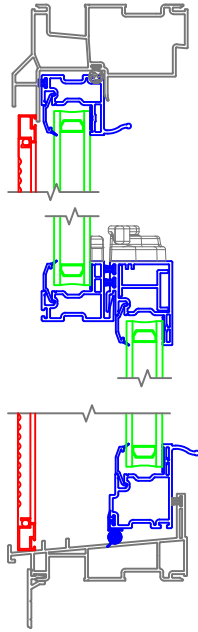
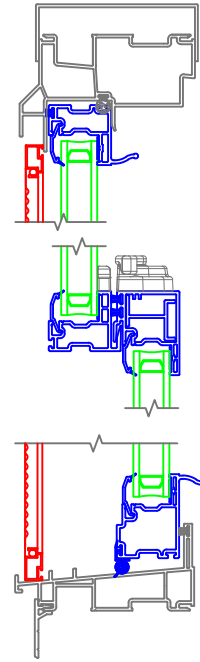


**Mathews Brothers
Company**

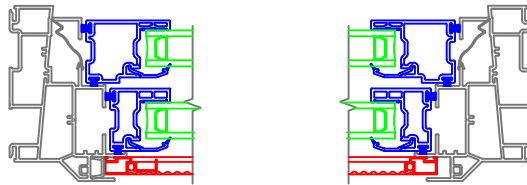
		DESCRIPTION: Classics New Construction Double Hung		
				DATE: October 28, 2019
SHEET:	DRAWN BY:	SCALE:		DWG NO.:



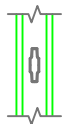
With Sill Extender



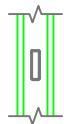
With Head Expander



Grille in Airspace and Simulated Divided Lite Options



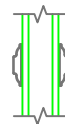
Contour



Rectangle, 5/8"



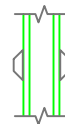
7/8" SDL
with Spacer



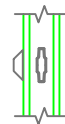
7/8" SDL
without Spacer



5/8" SDL
with Spacer




5/8" SDL
without Spacer



5/8" Exterior SDL
with Contour



1-3/8" SDL



2-1/8" SDL

Mathews Brothers
Company

DESCRIPTION:

Classics Replacement
Double Hung

SHEET:

DRAWN BY:

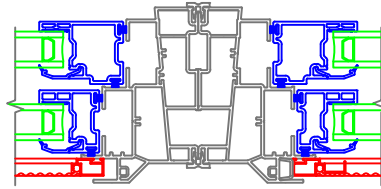
SCALE:

1:4

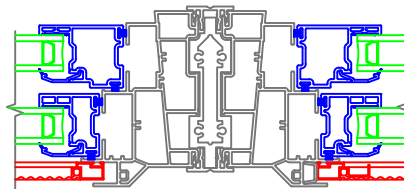
DATE:

October 28, 2019

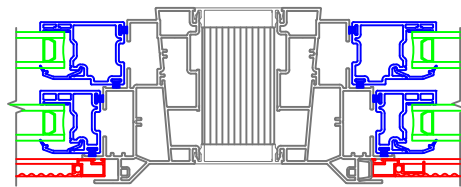
DWG NO.:



Narrow Mull



$\frac{1}{2}$ " Aluminum Reinforced



Solid Spread Mull

Mathews Brothers
Company

DESCRIPTION:				
Classics Replacement Double Hung				
SHEET:	DRAWN BY:	SCALE:		DATE: October 28, 2019
		1:4		DWG NO.: