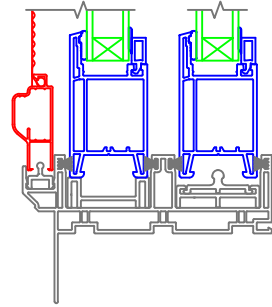
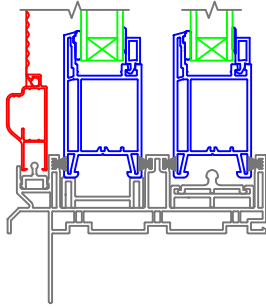
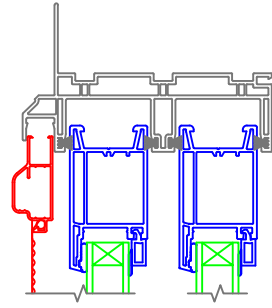
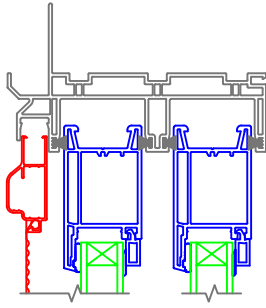


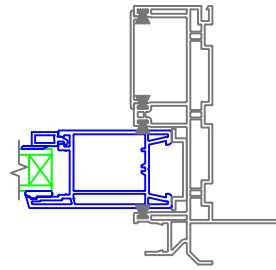
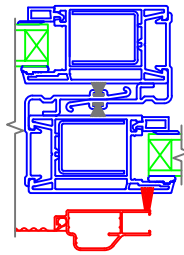
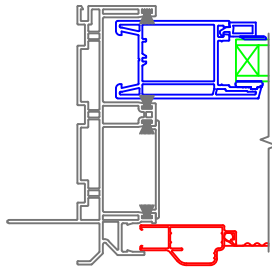
Mathews Brothers
Company

DESCRIPTION:				
Walcott New Construction Sliding Patio Door				
SHEET:	DRAWN BY:	SCALE:	DATE:	November 4, 2019
			DWG NO.:	

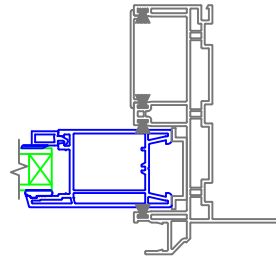
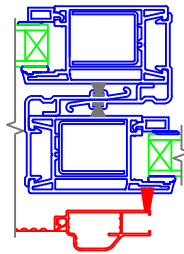
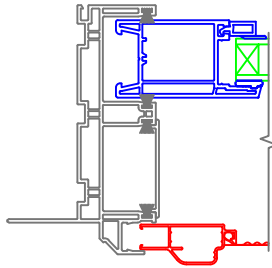


With J-Channel

Without J-Channel



With J-Channel (Left Hand Door Shown)



Without J-Channel (Left Hand Door Shown)

Mathews Brothers
Company

DESCRIPTION:

Walcott New Construction
Sliding Patio Door – Two Panel

SHEET:

DRAWN BY:

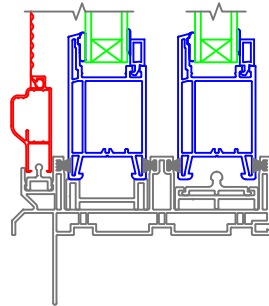
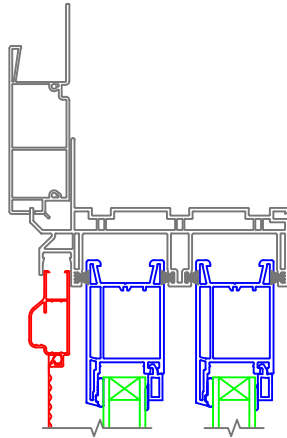
SCALE:

1:4

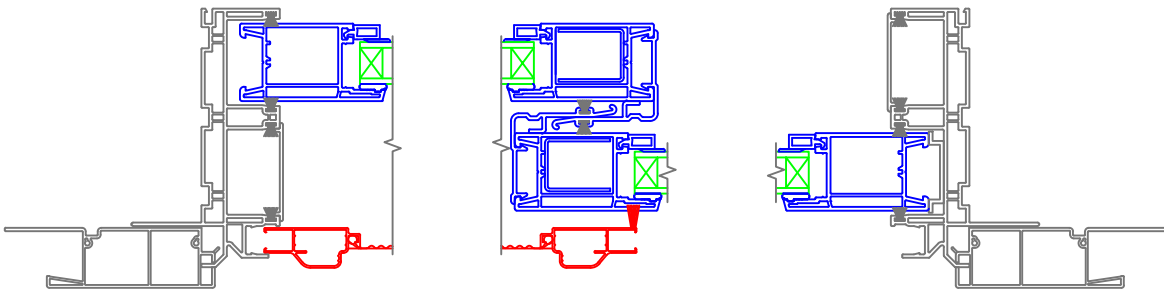
DATE:

November 4, 2019

DWG NO.:



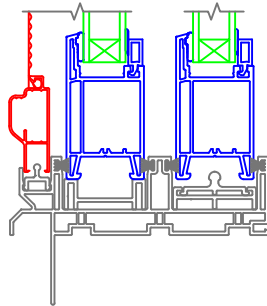
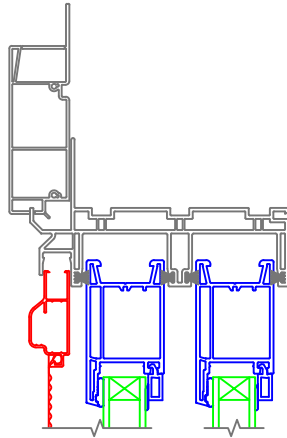
Monarch Flat Casing with J-Channel



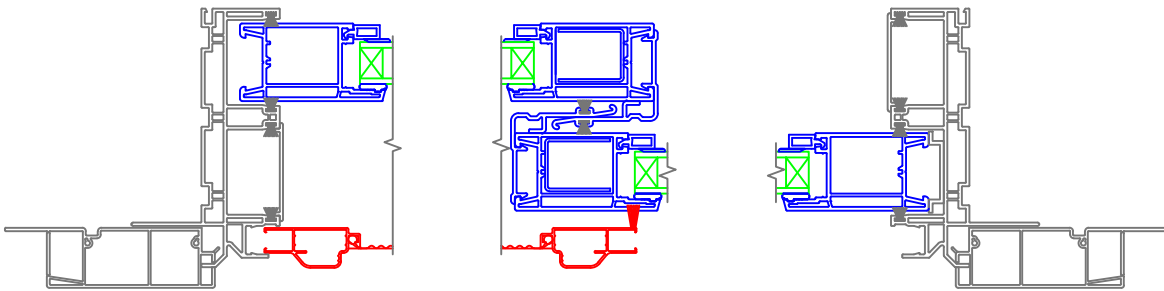
Monarch Flat Casing with J-Channel (Left Hand Door Shown)

Mathews Brothers
Company

DESCRIPTION:			
Walcott New Construction Sliding Patio Door – Two Panel			
SHEET:	DRAWN BY:	SCALE:	DATE: November 4, 2019
		1:4	DWG NO.:



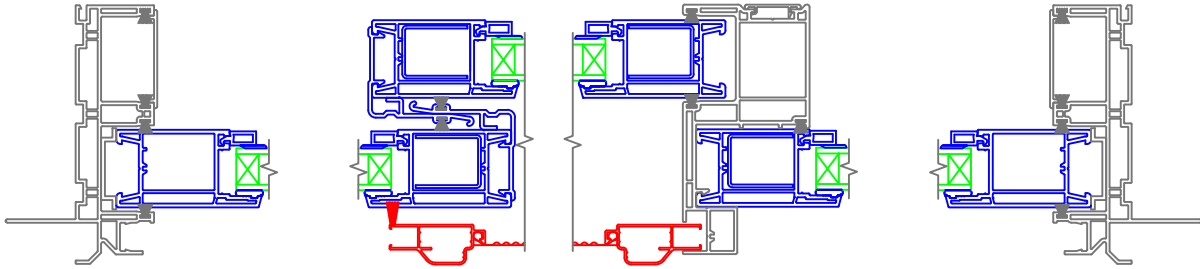
Monarch Flat Casing without J-Channel



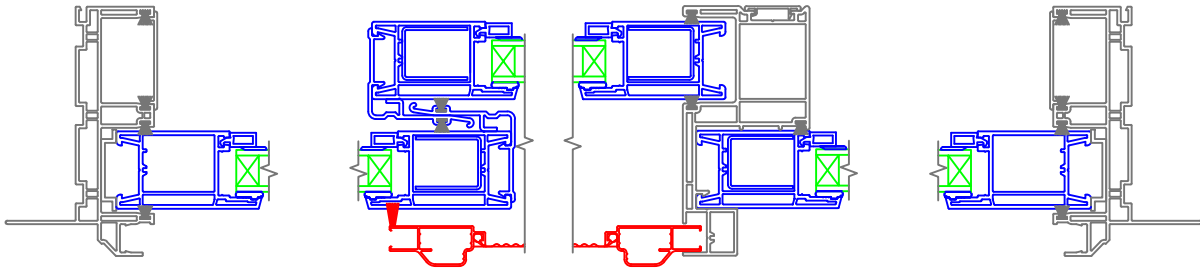
Monarch Flat Casing without J-Channel (Left Hand Door Shown)

Mathews Brothers
Company

DESCRIPTION:			
Walcott New Construction Sliding Patio Door – Two Panel			
SHEET:	DRAWN BY:	SCALE:	DATE: November 4, 2019
		1:4	DWG NO.:



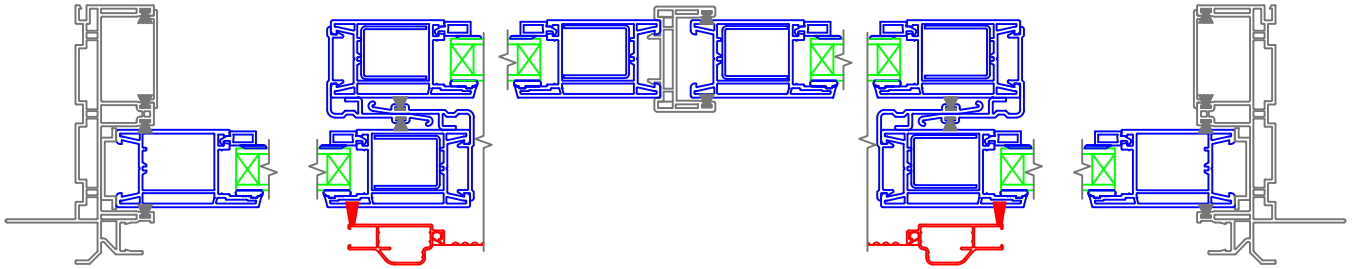
Three Panel Door with J-Channel



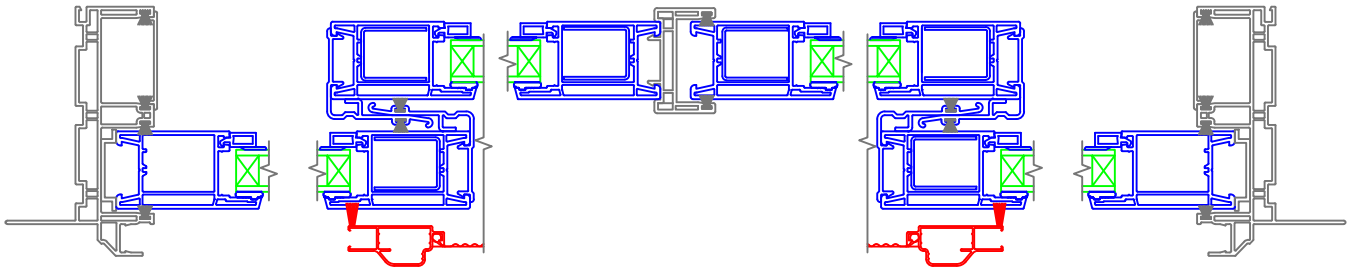
Three Panel Door without J-Channel

Mathews Brothers
Company

DESCRIPTION:			
Walcott New Construction Sliding Patio Door – Three Panel			
SHEET:	DRAWN BY:	SCALE:	DATE: November 4, 2019
		1:4	DWG NO.:



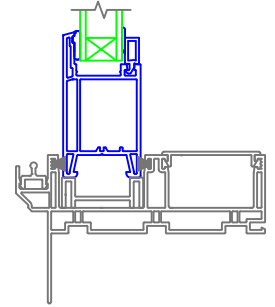
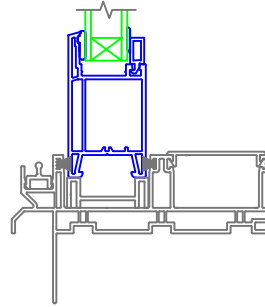
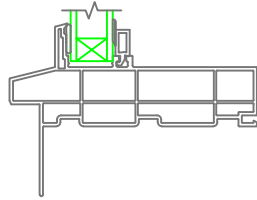
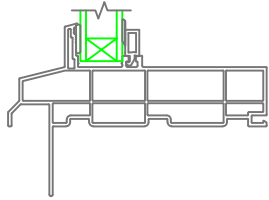
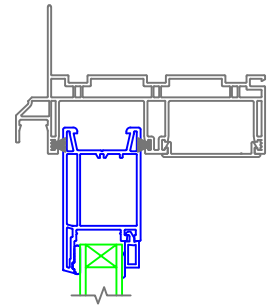
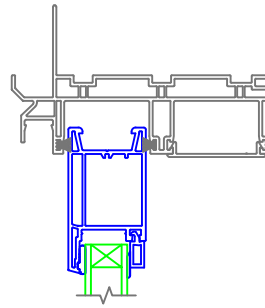
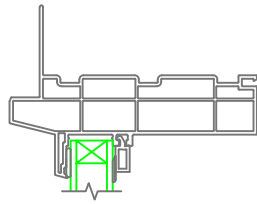
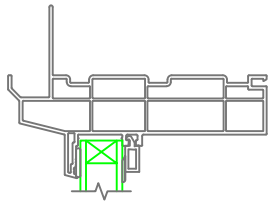
Four Panel Door with J-Channel



Four Panel Door without J-Channel

Mathews Brothers
Company

DESCRIPTION:				
Walcott New Construction – Four Panel Sliding Patio Door				
SHEET:	DRAWN BY:	SCALE:		DATE: November 4, 2019
		1:4		DWG NO.:

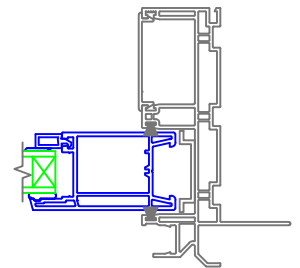
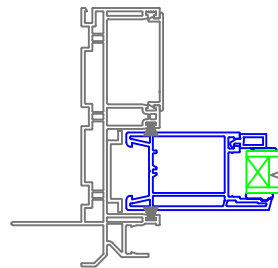
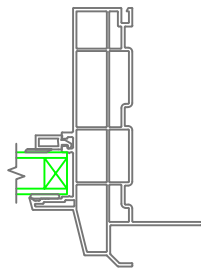
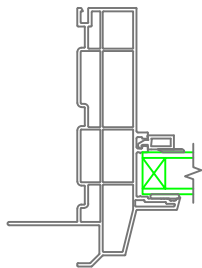


Direct Glaze Transom or Sidelite with J-Channel

Direct Glaze Transom or Sidelite without J-Channel

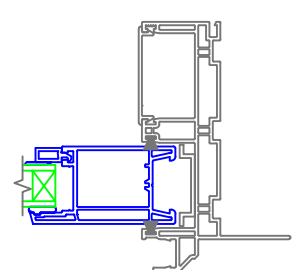
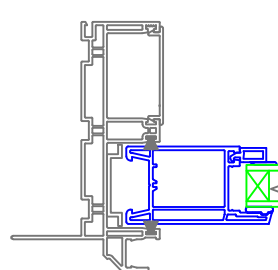
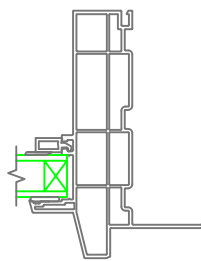
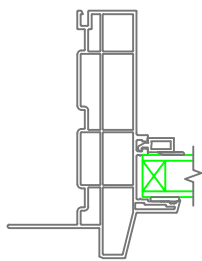
Sliphead Sidelite with J-Channel

Sliphead Sidelite without J-Channel



Direct Glaze Transom or Sidelite with J-Channel

Sliphead Sidelite with J-Channel



Direct Glaze Transom or Sidelite without J-Channel

Sliphead Sidelite without J-Channel

Mathews Brothers
Company

DESCRIPTION:

Walcott New Construction
Sliding Patio Door – Transom and Sidelites

SHEET:

DRAWN BY:

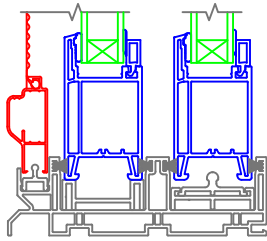
SCALE:

1:4

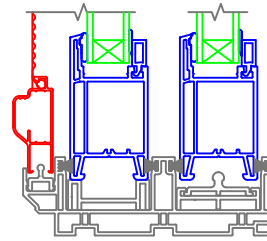
DATE:

November 4, 2019

DWG NO.:

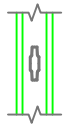


Sill Flange Removed, with J-Channel

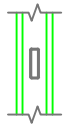


Sill Flange Removed, without J-Channel

Grille in Airspace and Simulated Divided Lite Options



Contour



Rectangle, 5/8"



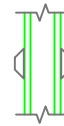
7/8" SDL
with Spacer



7/8" SDL
without Spacer



5/8" SDL
with Spacer




5/8" SDL
without Spacer



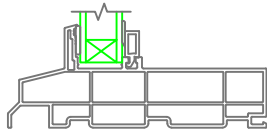
5/8" Exterior SDL
with Contour



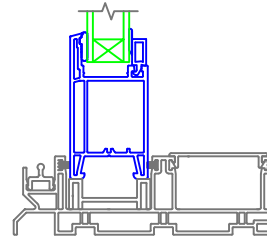
1-3/8" SDL



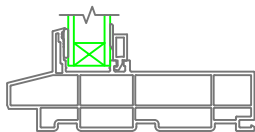
2-1/8" SDL



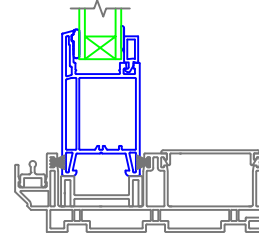
Direct Glaze Sidelite Sill Flange Removed, with J-Channel



Sliphead Sidelite Sill Flange Removed, with J-Channel



Direct Glaze Sidelite Sill Flange Removed, without J-Channel



Sliphead Sidelite Sill Flange Removed, without J-Channel

Mathews Brothers
Company

DESCRIPTION:

Walcott New Construction
Sliding Patio Door – Additional Options

SHEET:

DRAWN BY:

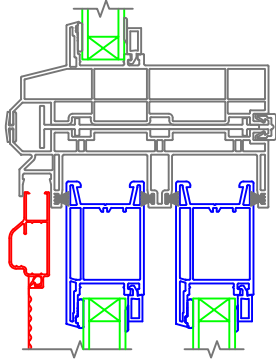
SCALE:

1:4

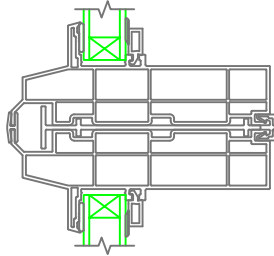
DATE:

November 4, 2019

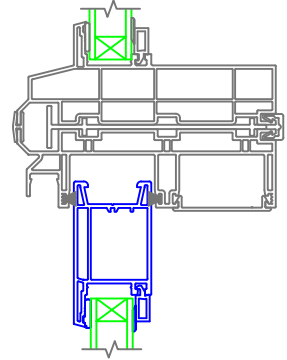
DWG NO.:



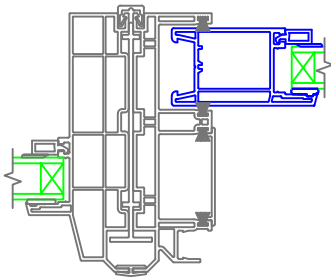
Sliding Door with Transom Mull



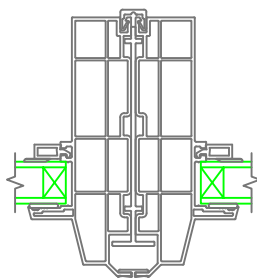
Direct Glaze Sidelite with Transom Mull



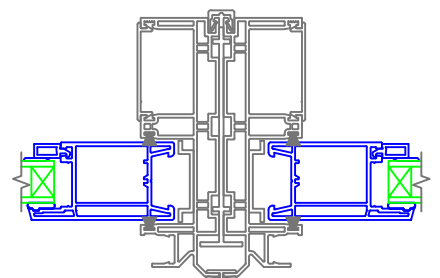
Sliphead Sidelite with Transom Mull



Sliding Door with Direct Glaze Sidelite Mull



Direct Glaze Sidelite Mull



Sliphead Sidelite Mull

Mathews Brothers
Company

DESCRIPTION:

Walcott New Construction
Sliding Patio Door – Mull Options

SHEET:

DRAWN BY:

SCALE:

1:4

DATE:

November 4, 2019

DWG NO.: