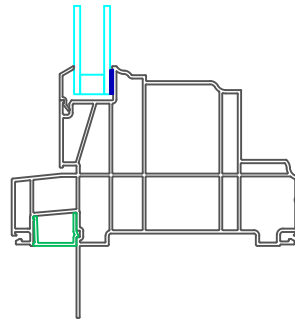
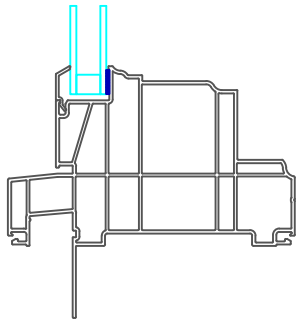
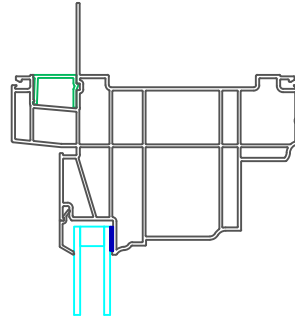
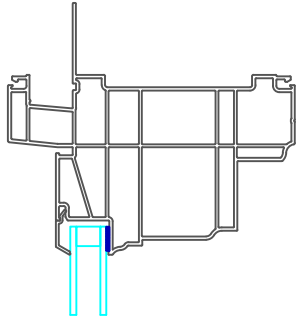


Mathews Brothers  
Company

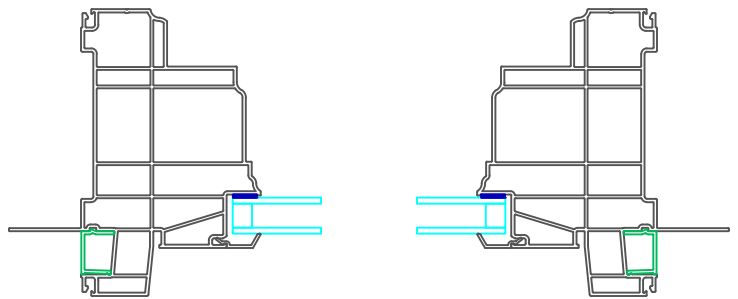
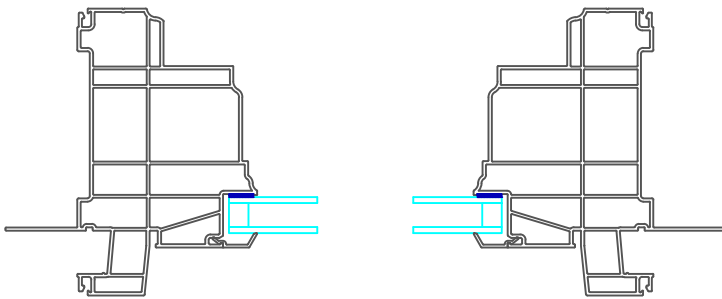
--

	DESCRIPTION: Sanford Hills New Construction Casement Picture Dual Pane			DATE: September 17, 2018
"A"				
SHEET:	DRAWN BY:	SCALE:		DWG NO.:



With J-Channel

With J-Channel Filler

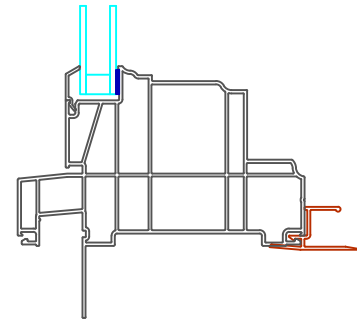
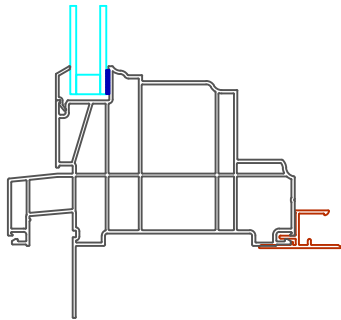
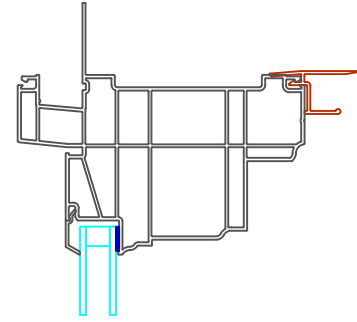
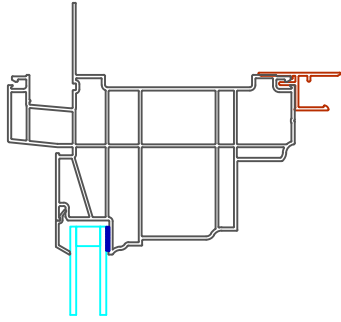


With J-Channel

With J-Channel Filler

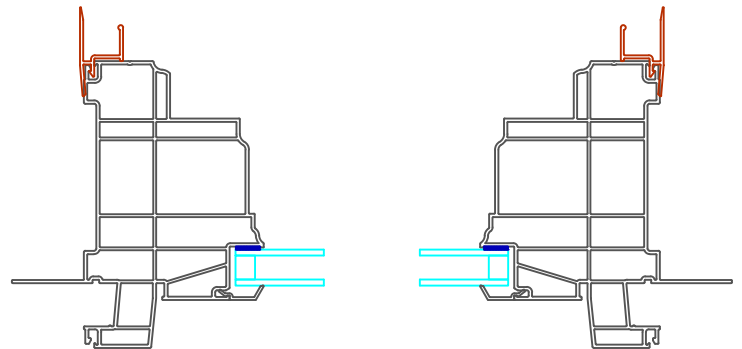
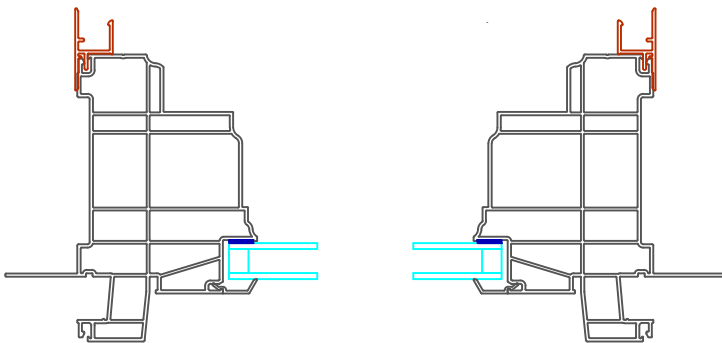
Mathews Brothers  
Company

		DESCRIPTION:	
		Sanford Hills New Construction Casement Picture Dual Pane	
"A"			DATE: September 17, 2018
SHEET: SH_CDPD-1	DRAWN BY:	SCALE: 1:4	DWG NO.:



1/2" - 5/8" Drywall Return

3/4" Drywall Return

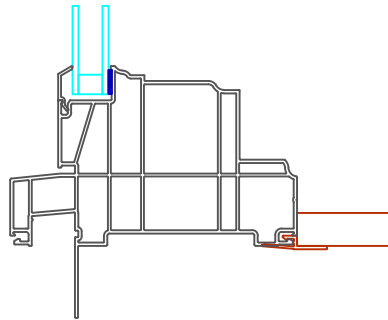
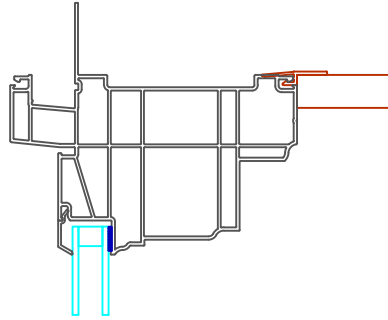


1/2" - 5/8" Drywall Return

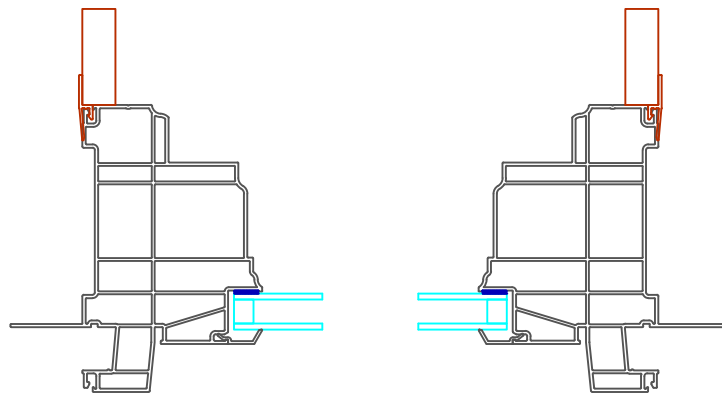
3/4" Drywall Return

Mathews Brothers  
Company

		DESCRIPTION: Sanford Hills New Construction Casement Picture Dual Pane		
"A"				DATE: September 17, 2018
SHEET: SH_CDPD-2	DRAWN BY:	SCALE: 1:4		DWG NO.:



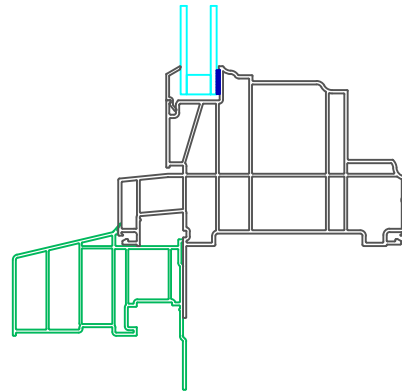
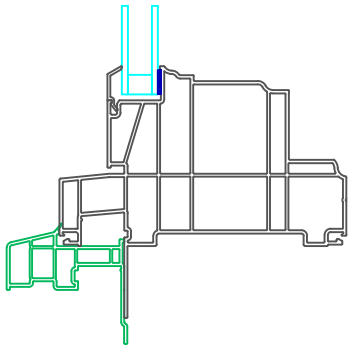
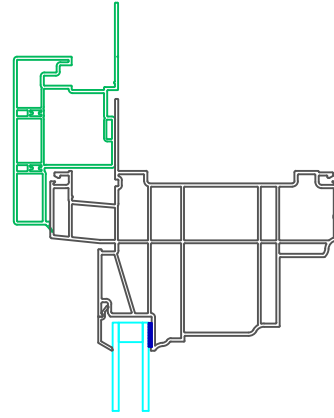
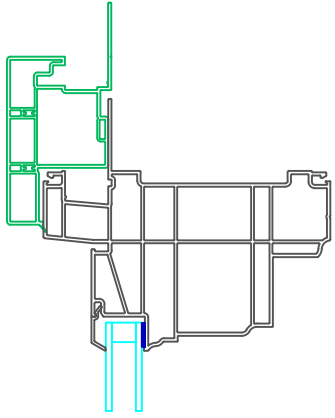
Extension Jamb



Extension Jamb

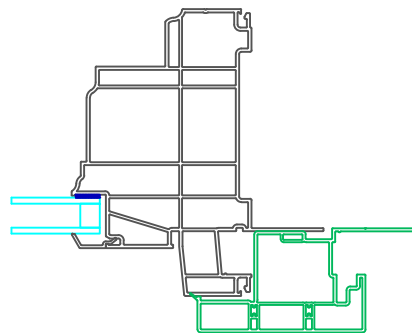
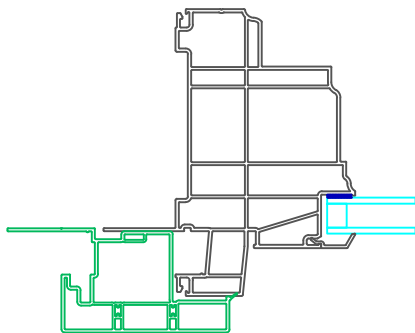
Mathews Brothers  
Company

DESCRIPTION:				
Sanford Hills New Construction Casement Picture Dual Pane				
"A"				DATE: September 17, 2018
SHEET: SH_CDPD-3	DRAWN BY:	SCALE: 1:4		DWG NO.:



5/4 x 3-1/2 Flat Casing with J-Channel  
Standard Sill Nose

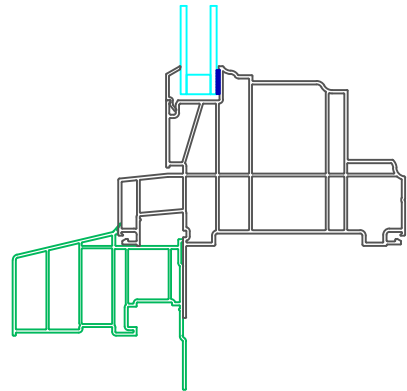
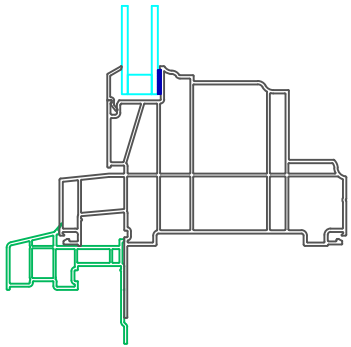
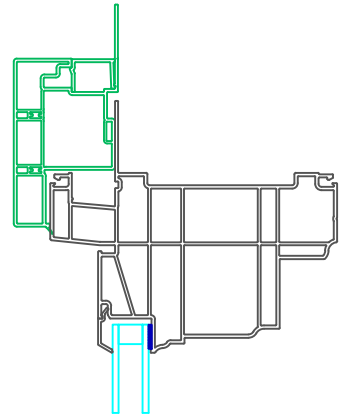
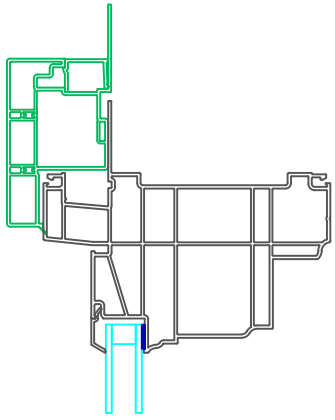
5/4 x 3-1/2 Flat Casing with J-Channel  
Historical Sill Nose



5/4 x 3-1/2 Flat Casing with J-Channel

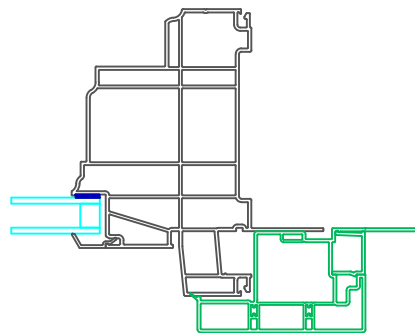
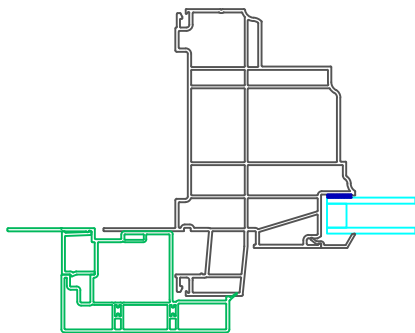
Mathews Brothers  
Company

		DESCRIPTION:	
		Sanford Hills New Construction Casement Picture Dual Pane	
"A"			DATE: September 17, 2018
SHEET: SH_CDPD-4	DRAWN BY:	SCALE: 1:4	DWG NO.:



5/4 x 3-1/2 Flat Casing With J-Channel Filler  
Standard Sill Nose

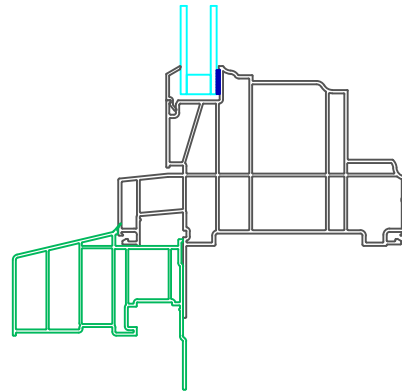
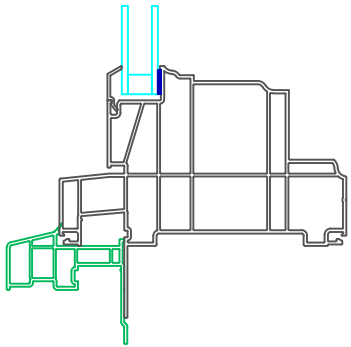
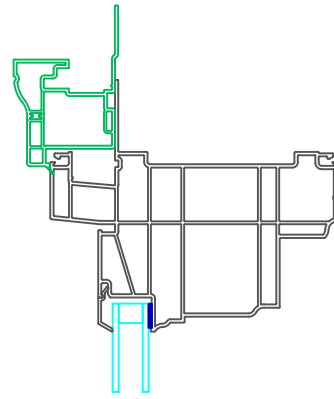
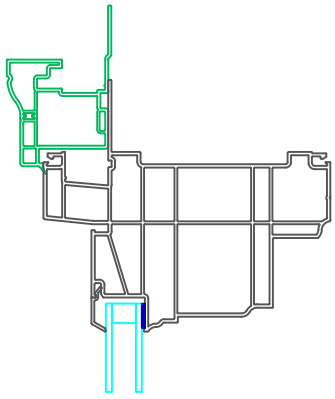
5/4 x 3-1/2 Flat Casing With J-Channel Filler  
Historical Sill Nose



5/4 x 3-1/2 Flat Casing With J-Channel Filler

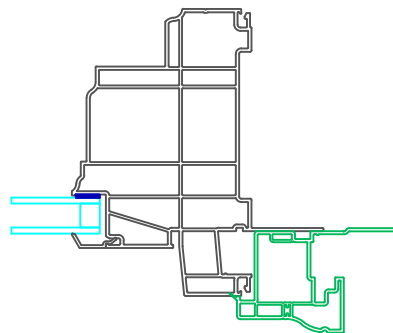
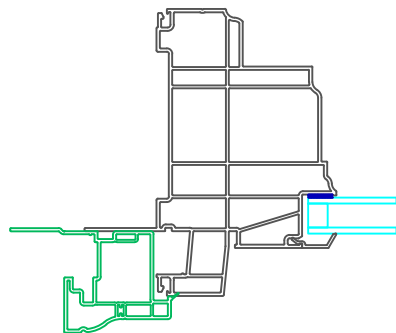
Mathews Brothers  
Company

		DESCRIPTION:	
		Sanford Hills New Construction Casement Picture Dual Pane	
"A"			DATE: September 17, 2018
SHEET: SH_CDPD-5	DRAWN BY:	SCALE: 1:4	DWG NO.:



Brickmould Casing with J-Channel  
Standard Sill Nose

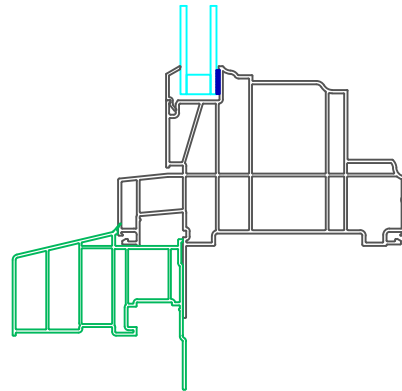
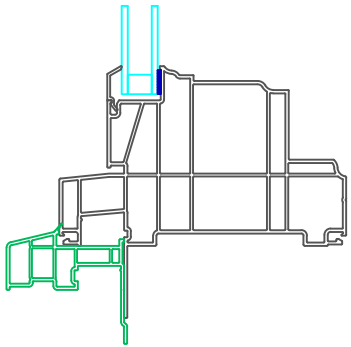
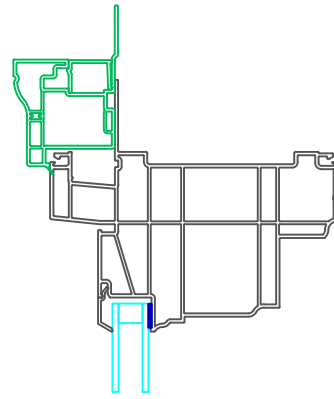
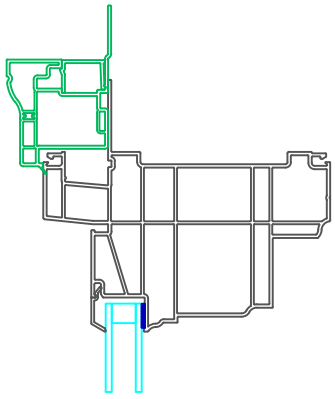
Brickmould Casing with J-Channel  
Historical Sill Nose



Brickmould Casing with J-Channel

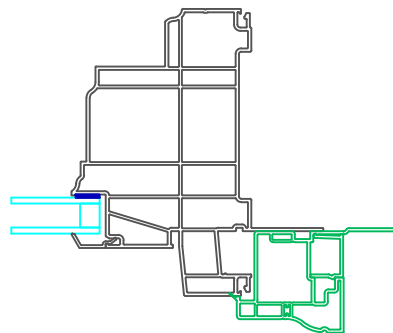
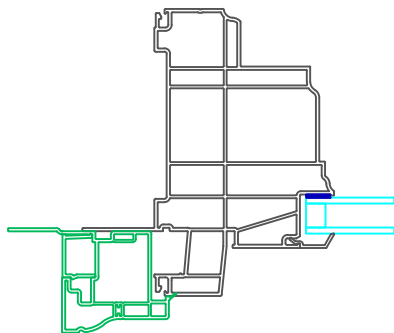
Mathews Brothers  
Company

		DESCRIPTION: Sanford Hills New Construction Casement Picture Dual Pane		
"A"				DATE: September 17, 2018
SHEET: SH_CDPD-6	DRAWN BY:	SCALE: 1:4		DWG NO.:



Brickmould Casing With J-Channel Filler  
Standard Sill Nose

Brickmould Casing With J-Channel Filler  
Historical Sill Nose

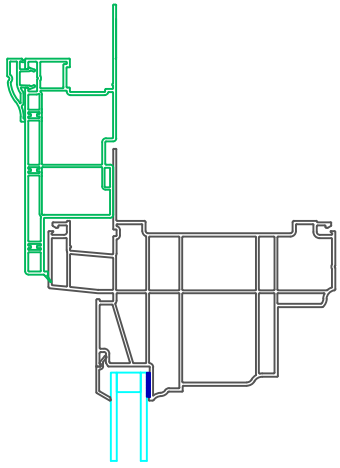


Brickmould Casing With J-Channel Filler

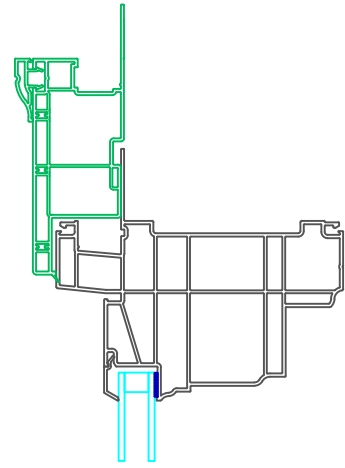
Mathews Brothers  
Company

		DESCRIPTION:	
		Sanford Hills New Construction Casement Picture Dual Pane	
"A"			DATE: September 17, 2018
SHEET: SH_CDPD-7	DRAWN BY:	SCALE: 1:4	DWG NO.:

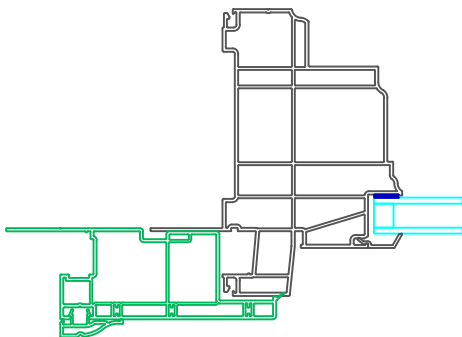
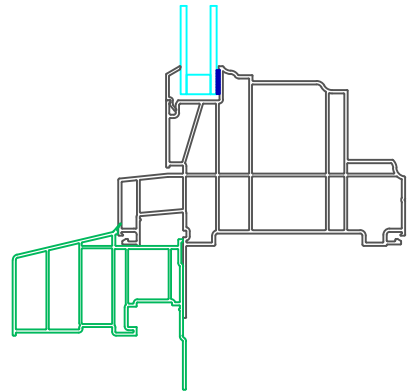
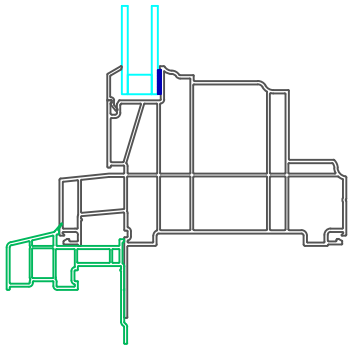




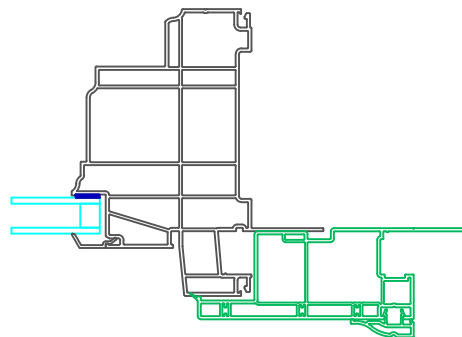
4-1/2 Banded Casing with J-Channel  
Standard Sill Nose



4-1/2 Banded Casing with J-Channel  
Historical Sill Nose

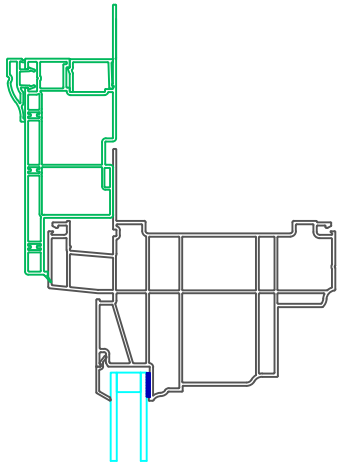


4-1/2 Banded Casing with J-Channel

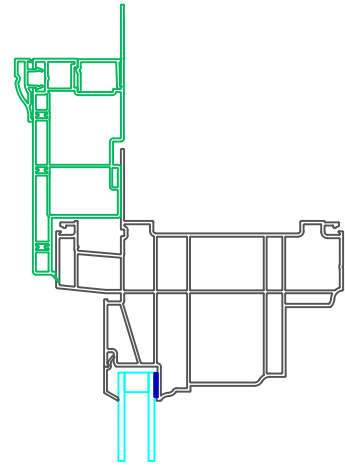


Mathews Brothers  
Company

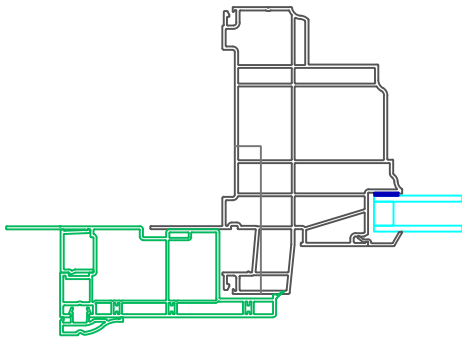
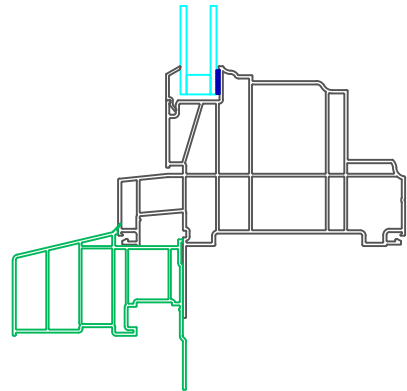
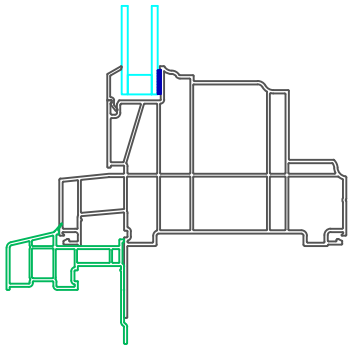
		DESCRIPTION:		
		Sanford Hills New Construction Casement Picture Dual Pane		
"A"				DATE: September 17, 2018
SHEET: SH_CDPD-8	DRAWN BY:	SCALE: 1:4		DWG NO.:



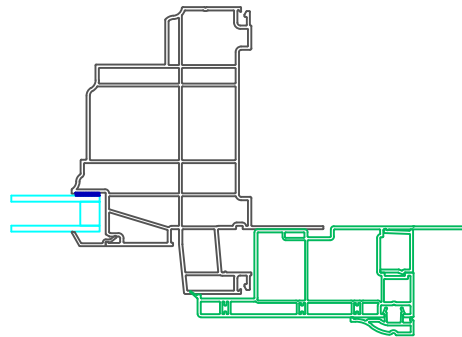
4-1/2 Banded Casing With J-Channel Filler  
Standard Sill Nose



4-1/2 Banded Casing With J-Channel Filler  
Historical Sill Nose

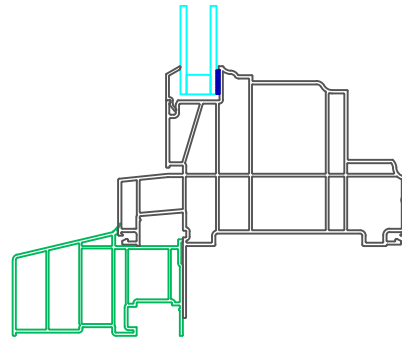
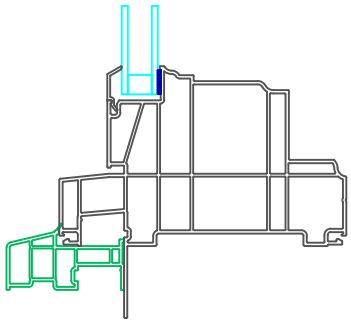
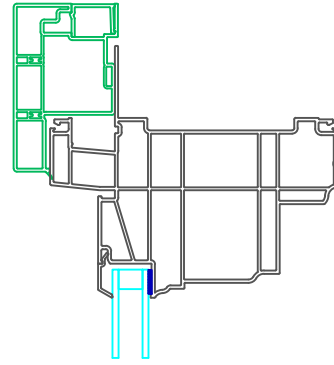
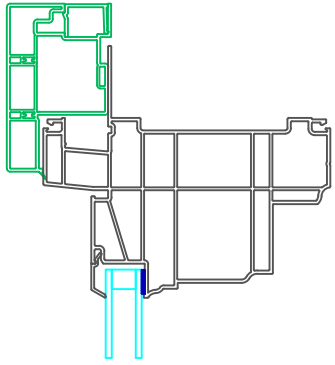


4-1/2 Banded Casing With J-Channel Filler



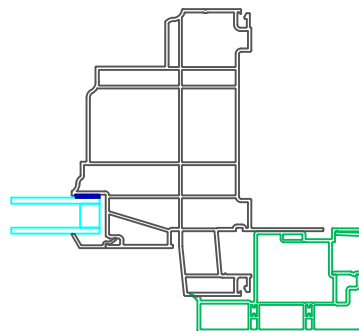
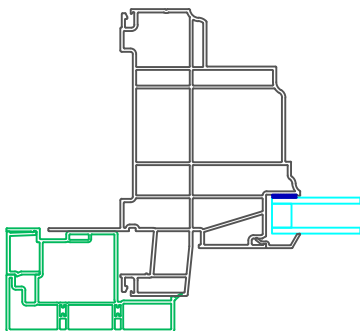
Mathews Brothers  
Company

		DESCRIPTION:	
		Sanford Hills New Construction Casement Picture Dual Pane	
"A"			DATE: September 17, 2018
SHEET: SH_CDPD-9	DRAWN BY:	SCALE: 1:4	DWG NO.:



5/4 x 3-1/2 Flat Casing with Nailing Fin Removed  
Standard Sill Nose

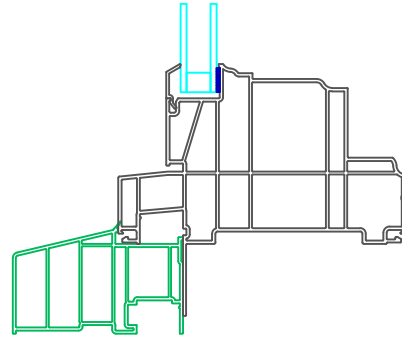
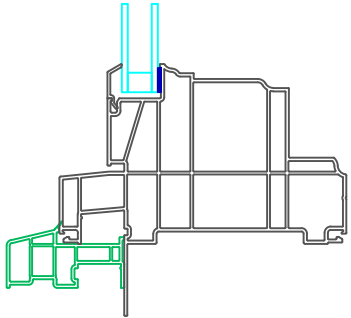
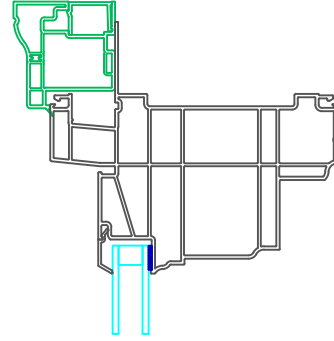
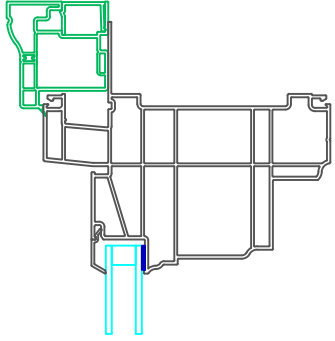
5/4 x 3-1/2 Flat Casing with Nailing Fin Removed  
Historical Sill Nose



5/4 x 3-1/2 Flat Casing with Nailing Fin Removed

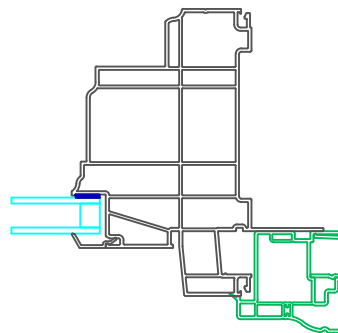
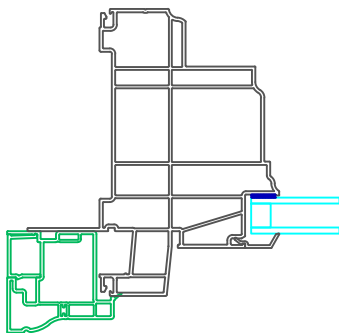
Mathews Brothers  
Company

		DESCRIPTION:	
		Sanford Hills New Construction Casement Picture Dual Pane	
"A"			DATE: September 17, 2018
SHEET: SH_CDPD-10	DRAWN BY:	SCALE: 1:4	DWG NO.:



Brickmould Casing With Nailing Fin Removed  
Standard Sill Nose

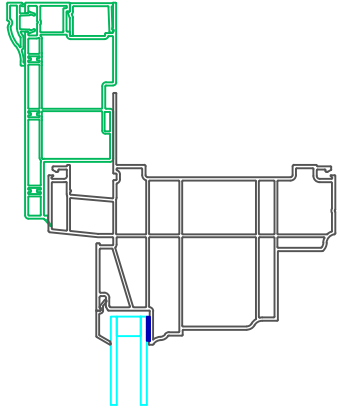
Brickmould Casing With Nailing Fin Removed  
Historical Sill Nose



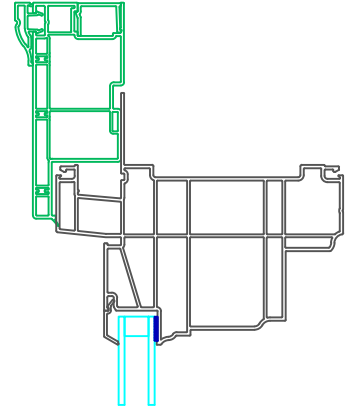
Brickmould Casing With Nailing Fin Removed

Mathews Brothers  
Company

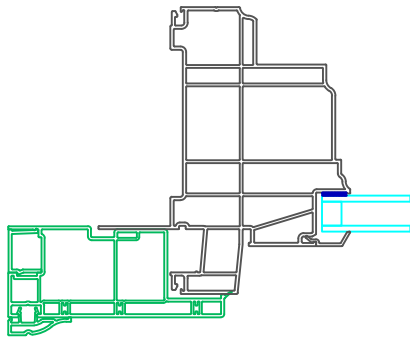
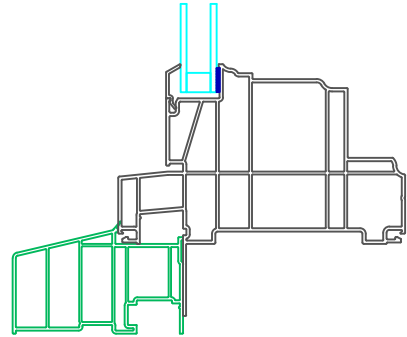
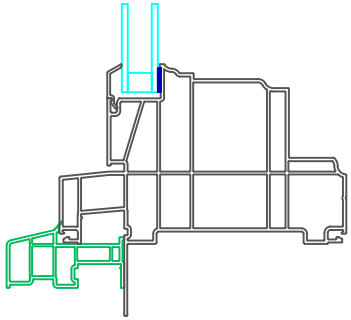
		DESCRIPTION:	
		Sanford Hills New Construction Casement Picture Dual Pane	
"A"			DATE: September 17, 2018
SHEET: SH_CPD-11	DRAWN BY:	SCALE: 1:4	DWG NO.:



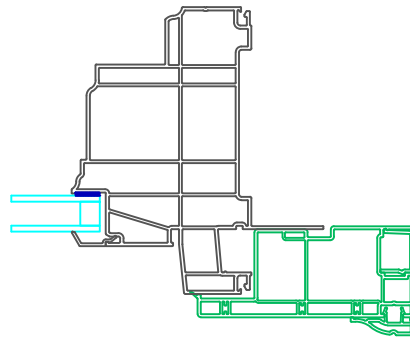
4-1/2 Banded Casing With Nailing Fin Removed  
Standard Sill Nose



4-1/2 Banded Casing With Nailing Fin Removed  
Historical Sill Nose



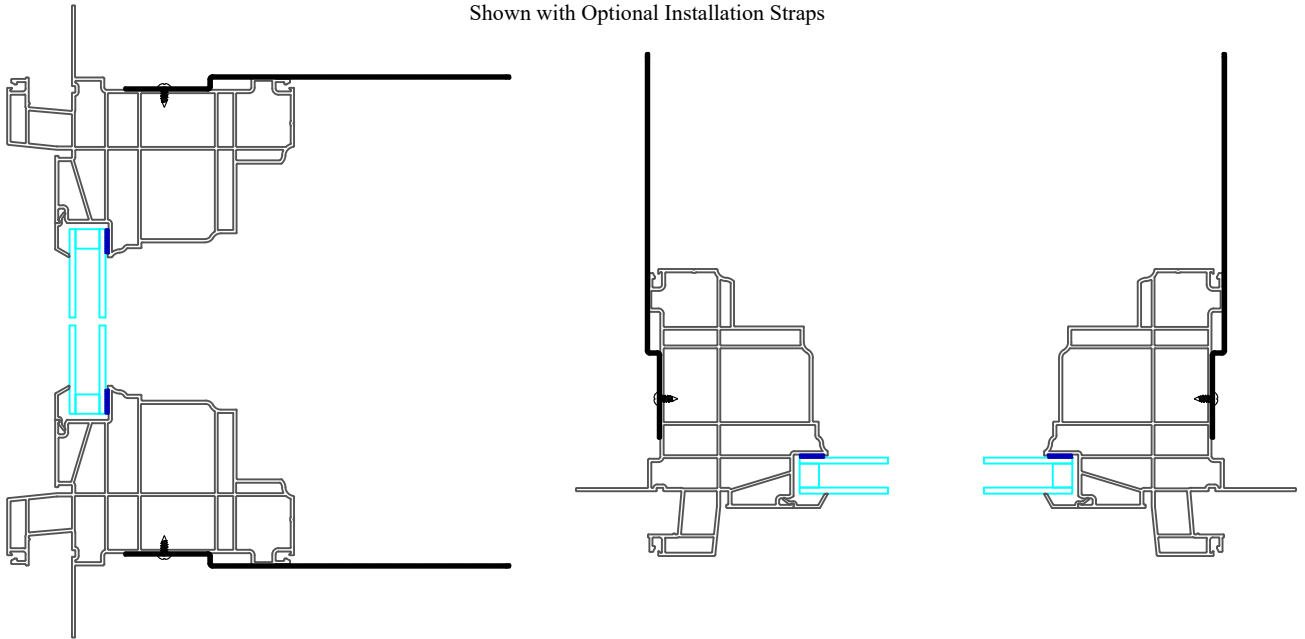
4-1/2 Banded Casing With Nailing Fin Removed



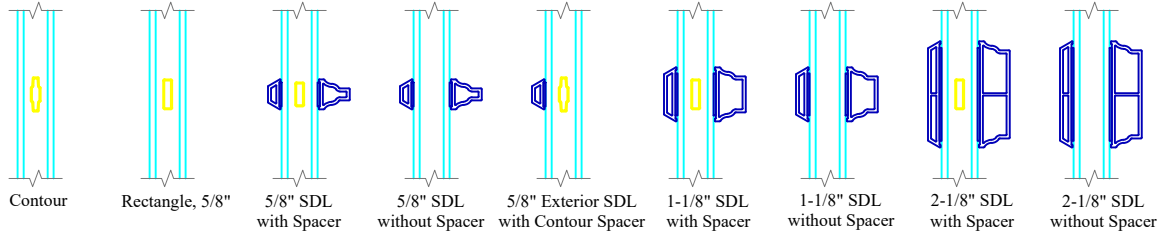
Mathews Brothers  
Company

		DESCRIPTION:	
		Sanford Hills New Construction Casement Picture Dual Pane	
"A"			DATE: September 17, 2018
SHEET: SH_CPD-12	DRAWN BY:	SCALE: 1:4	DWG NO.:

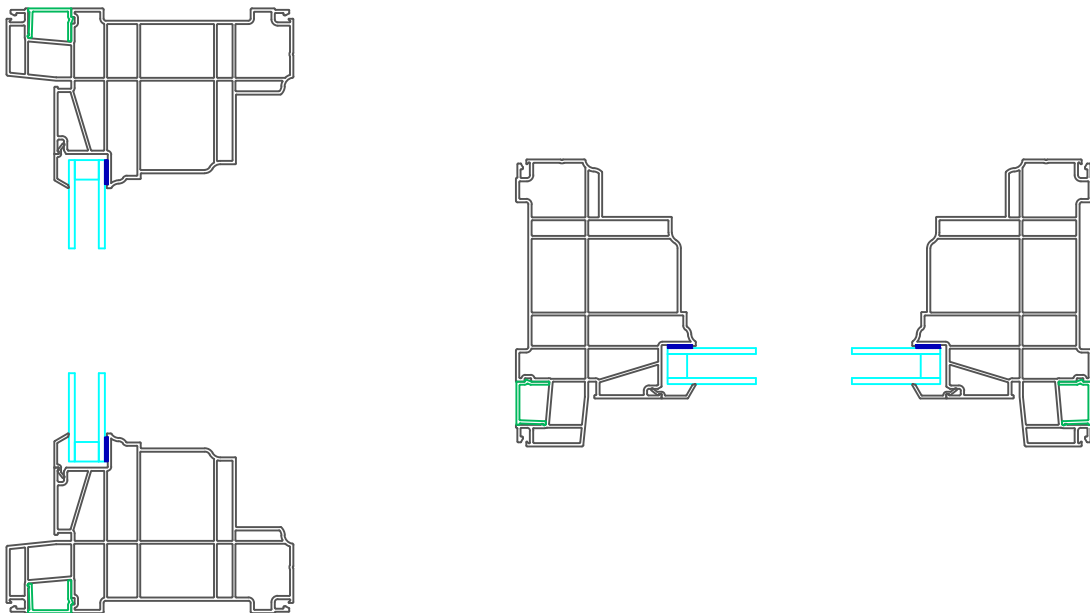
Shown with Optional Installation Straps



Grille in Airspace and Simulated Divided Lite Options



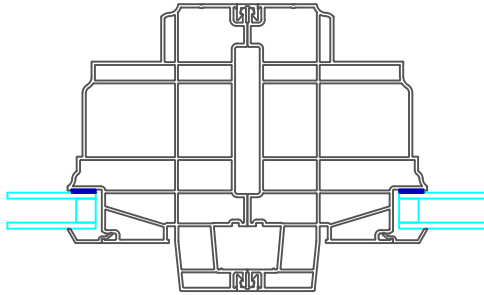
Nailing Flange Removed Option



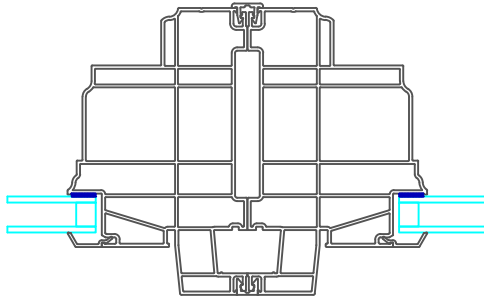
Mathews Brothers  
Company

DESCRIPTION:		Sanford Hills New Construction Casement Picture Dual Pane	
"A"			DATE: September 17, 2018
SHEET: SH_CPD-13	DRAWN BY:	SCALE: 1:4	DWG NO.:

Narrow Mull Detail



Narrow Mull Detail - Veneer Interior



Mathews Brothers  
Company

DESCRIPTION:				
Sanford Hills New Construction Casement Picture Dual Pane				
"A"				DATE: September 17, 2018
SHEET: SH_CDPD-14	DRAWN BY:	SCALE: 1:4		DWG NO.: